



STAINLESS STEEL MEAT BAND SAW

**Hose down
washable**



**Professional Meat
Band Saw**

- Stainless steel construction
- Removable Blade cleaners system
- Easy slide moving table system
- Easy to disassemble for easy cleaning

**ST-295-A1
MODEL**



STAINLESS STEEL MEAT BAND SAW ST-295-AI MODEL

HOSE DOWN WASHABLE

Safe operation



AVOID ACCIDENTS

Interlock safety switches on doors that stop the motor automatically if any of the doors are opened, reducing risk of accidents.



THERMOMAGNETIC SWITCHES

Protects the motor against overloads and is easily activated.



MOTOR BRAKE (OPTIONAL)

This device stops the band very fast (only 3 sec) turning the switch off.



THUMB PROTECTOR

The sliding table features a thumb protector for safety operation.



HOSE DOWN WASHABLE

Saving time during cleaning operations.



EASILY DISASSEMBLE

Main components are easily disassembled (Without tools) for cleaning and sanitizing, and saw blade can be replaced without the need to disassemble any of the components



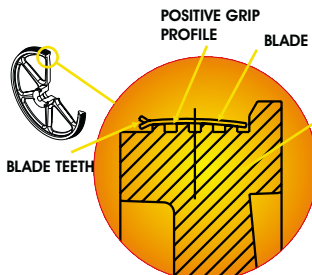
REMOVABLE WHEEL AND BLADE CLEANERS SYSTEM

To keep wheel and blade, grease and waste-free



MASTER SWITCH (OPTIONAL)


Save in time and maintenance



PRECISION BALANCED CAST IRON SAW WHEELS

The balanced wheels provide a vibration free operation, and a positive grip profile on the border of the wheels assures a steady blade drive for a perfect cut, while protecting the blade teeth.

Excellent performance



TENSIONING SYSTEM EASILY ADJUSTABLE

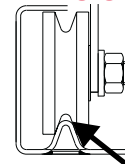
Assures a proper blade tension for a clean cut and a long lasting blade life. It has a red mark in the upper wheel to indicate right blade tension.



CONSISTENCY IN CUTS

Scaled thickness gauge that slides easily to adjust for thick or thin cuts, helping to get more consistency in cuts.

"EASY SLIDE" MOVING TABLE SYSTEM



STAINLESS STEEL ROLLERS

The TORREY easy slide system allows a precise moving table ride, reducing effort and increasing productivity.

Specifications:			
	ST-295-AI	ST-295-AI-2T	ST-295-AI-3T
Saw blade	295 cm/116"		
Blade speed	16 m/sec/ 52 ft/sec		
Throat width	35 cm/13.75" IN		
Throat height	42 cm/16.5" IN		
Thermomagnetic switches	Yes		
Waste tray	Yes		
Movable blade guard	Yes		
Sealed off bearings	Yes		
*Motor	1.5 HP 1.1Kw	2 HP 2.23Kw	3 HP 2.23Kw
Net weight	164 kg 360 lb	164 kg 360 lb	177 kg 389 lb
Shipping weight	202 kg 444 lb	202 kg 444 lb	215 kg 473 lb

*Motor available 110 V/ 60 Hz and/or 220 V/ 60 Hz optional



Safety & Sanitation
Conforms UL std 763
Conforms NSF-8

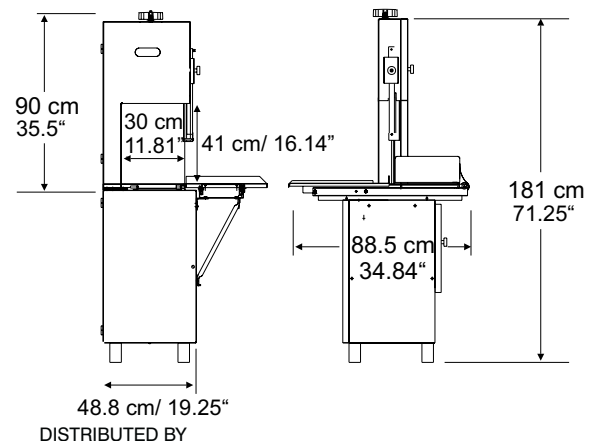


CANADA
Conforms CAN/CSA STD C22.2



*Available only in equipment ordered under this spec

DIMENSIONS



ALL INFORMATION IS SUBJECT TO CHANGE WITHOUT NOTICE